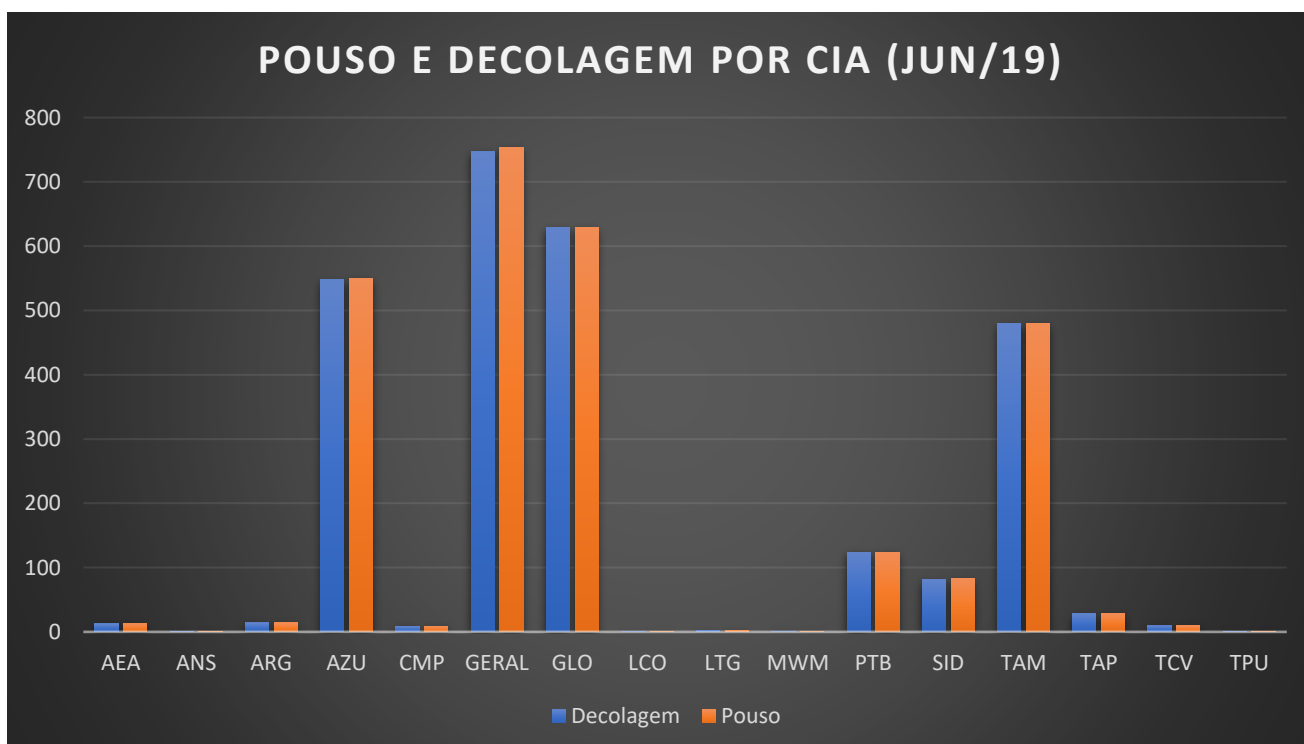
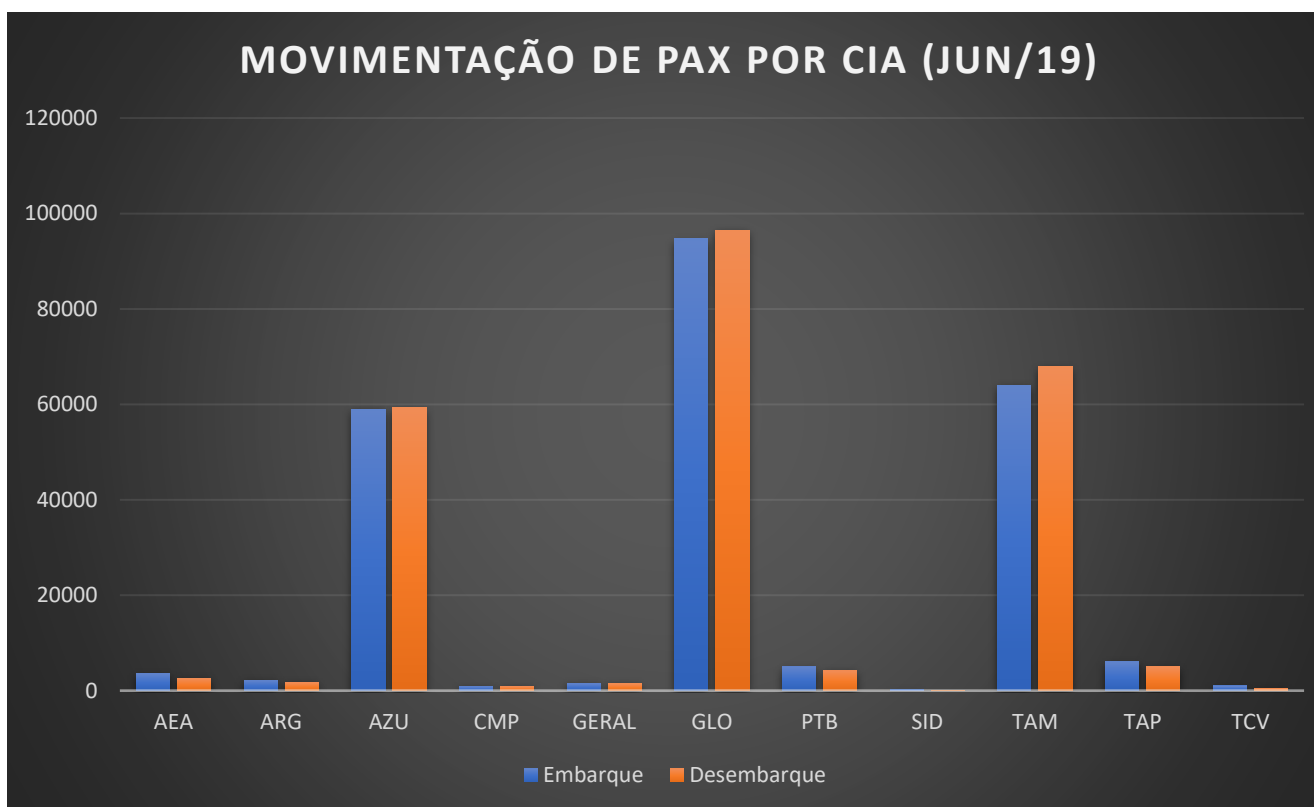


DADOS ESTATÍSTICOS DO SBSV EM JUNHO 2019

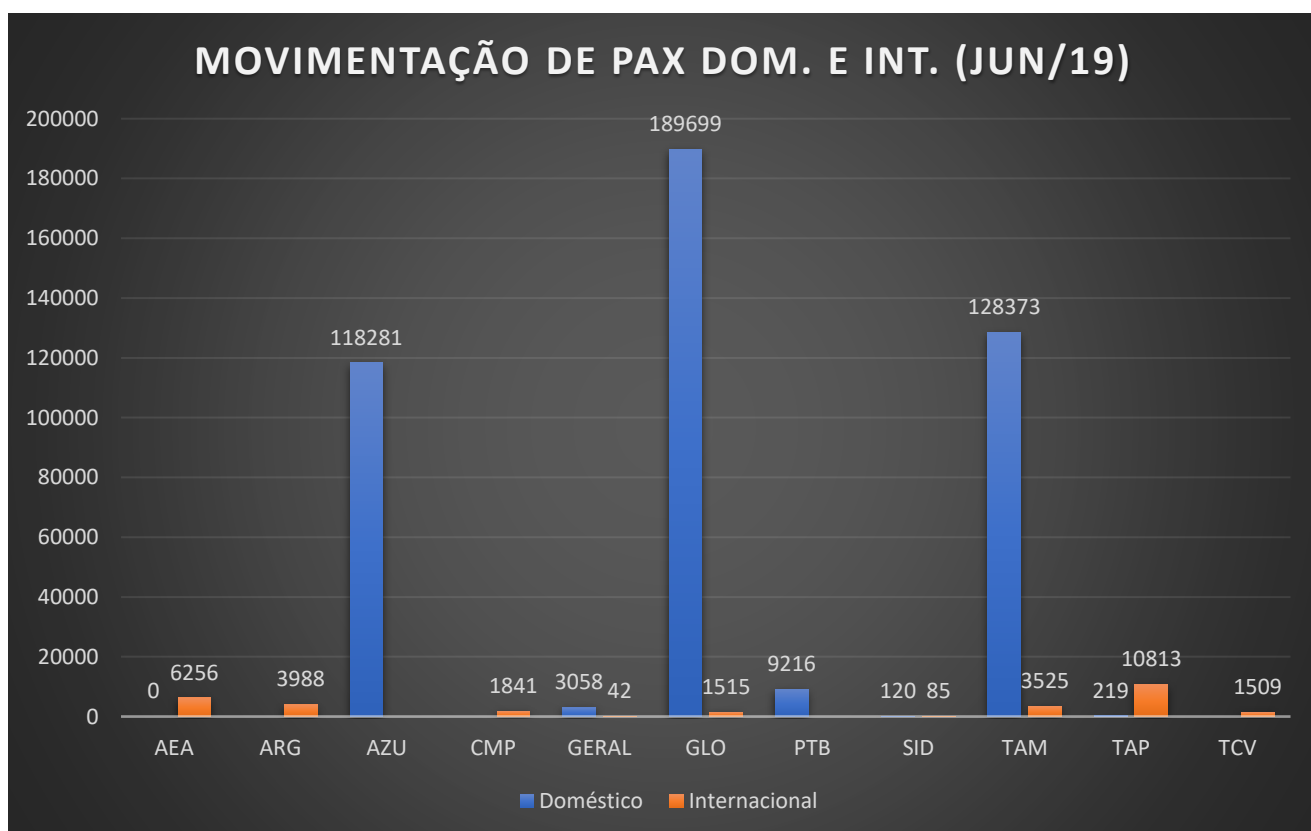
POUSO E DECOLAGEM POR CIA (JUN/19)			
Cia aérea	Decolagem	Pouso	Total Geral
AEA	13	13	26
ANS	1	1	2
ARG	14	14	28
AZU	548	550	1098
CMP	9	9	18
GERAL	748	754	1502
GLO	629	629	1258
LCO	1	1	2
LTG	2	2	4
MWM	1	1	2
PTB	124	124	248
SID	81	83	164
TAM	479	479	958
TAP	28	28	56
TCV	10	10	20
TPU	1	1	2
Total Geral	2689	2699	5388



MOVIMENTAÇÃO DE PAX POR CIA (JUN/19)			
Cias aéreas	Embarque	Desembarque	Total Geral
AEA	3613	2643	6256
ARG	2203	1785	3988
AZU	59017	59264	118281
CMP	913	928	1841
GERAL	1548	1552	3100
GLO	94686	96528	191214
PTB	4980	4236	9216
SID	171	34	205
TAM	64029	67869	131898
TAP	6031	5001	11032
TCV	1001	508	1509
Total Geral	238192	240348	478540



MOVIMENTAÇÃO DE PAX DOM. E INT. (JUN/19)			
Cias aéreas	Doméstico	Internacional	Total Geral
AEA	0	6256	6256
ARG		3988	3988
AZU	118281		118281
CMP		1841	1841
GERAL	3058	42	3100
GLO	189699	1515	191214
PTB	9216		9216
SID	120	85	205
TAM	128373	3525	131898
TAP	219	10813	11032
TCV		1509	1509
Total Geral	448966	29574	478540



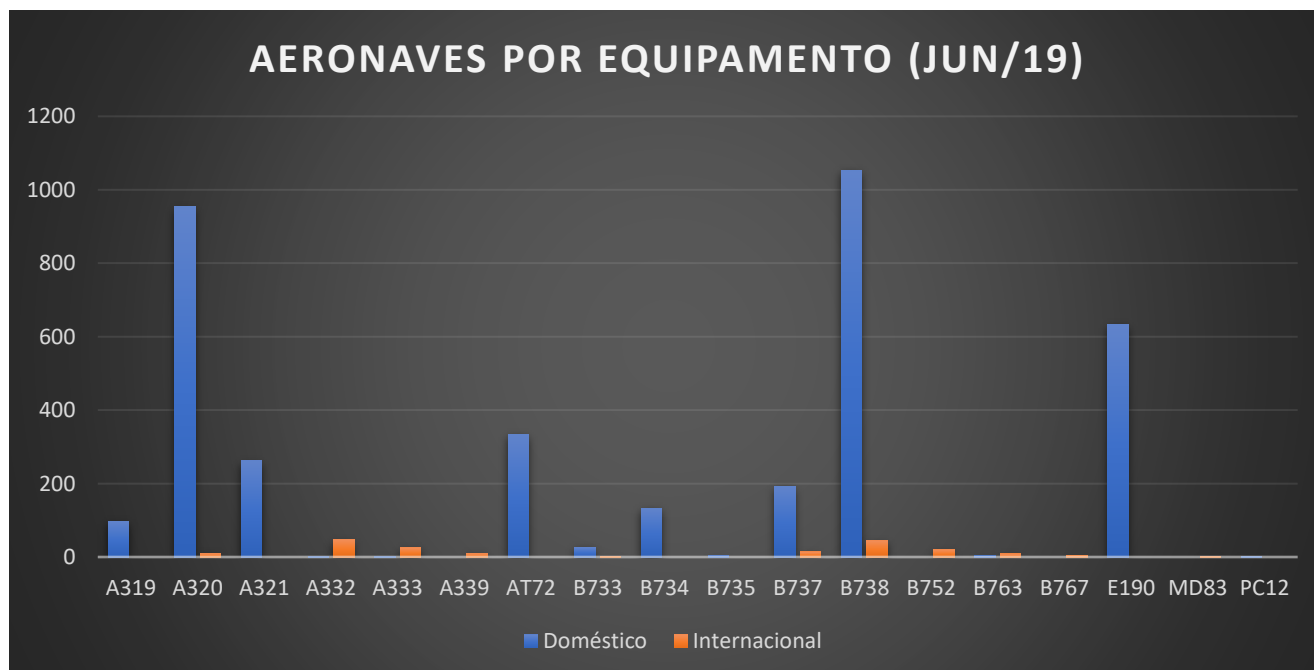
MOVIMENTAÇÃO DE AERONAVES EM JUN/19

Natureza	Decolagem	Pouso	Total Geral
Doméstico	2586	2599	5185
Internacional	103	100	203
Total Geral	2689	2699	5388

MOVIMENTAÇÃO DE PASSAGEIROS EM JUN/19

Natureza	Embarque	Desembarque	Total Geral
Doméstico	221862	227104	448966
Internacional	16330	13244	29574
Total Geral	238192	240348	478540

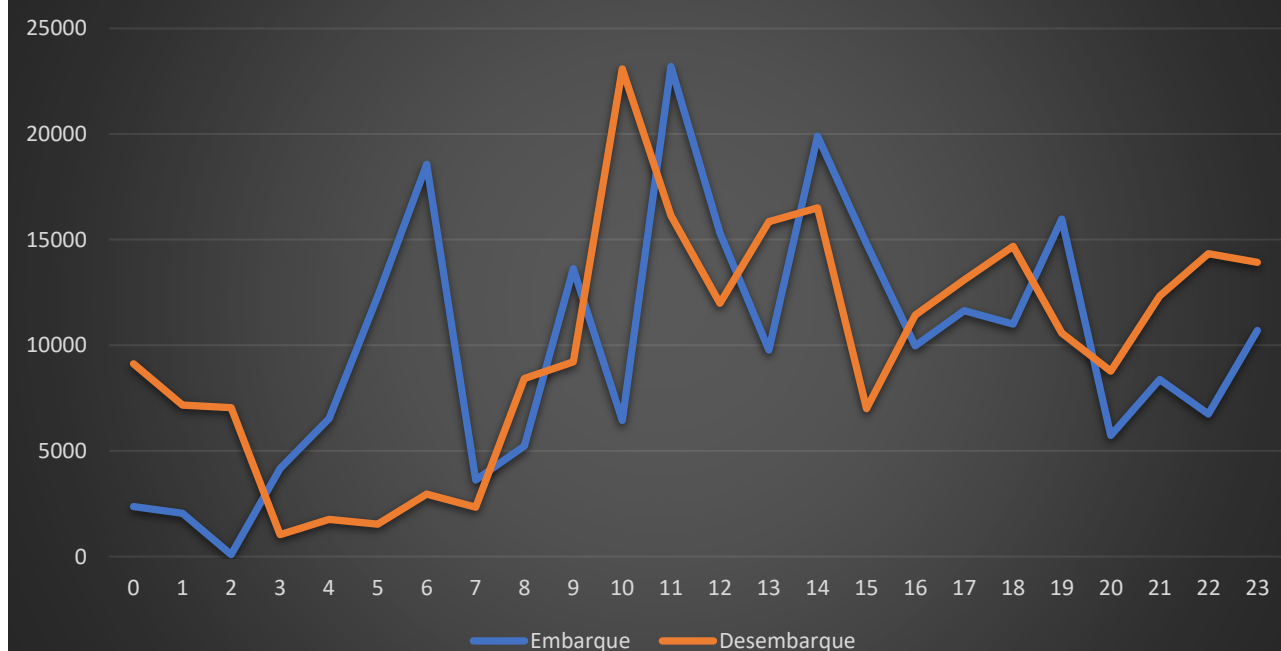
AERONAVES POR EQUIPAMENTO (JUN/19)			
Equipamentos	Doméstico	Internacional	Total Geral
A319	98		98
A320	954	10	964
A321	262		262
A332	1	47	48
A333	1	25	26
A339		10	10
AT72	334		334
B733	27	2	29
B734	133		133
B735	4		4
B737	193	14	207
B738	1053	44	1097
B752		20	20
B763	3	9	12
B767		4	4
E190	634		634
MD83		2	2
PC12	2		2
Total Geral	3699	187	3886



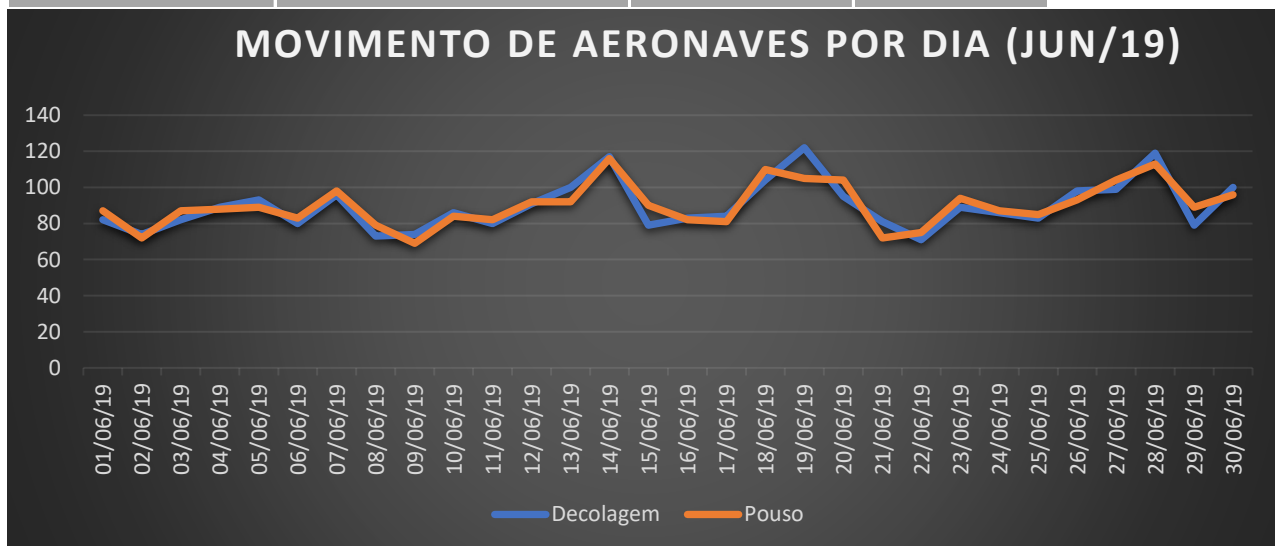
FREQUÊNCIA DE PAX POR HORA (JUN/19)

Hora	Embarque	Desembarque	Total Geral
0	2365	9124	11489
1	2046	7164	9210
2	91	7041	7132
3	4162	1037	5199
4	6536	1766	8302
5	12329	1527	13856
6	18567	2949	21516
7	3628	2342	5970
8	5229	8434	13663
9	13628	9217	22845
10	6440	23087	29527
11	23202	16135	39337
12	15325	11984	27309
13	9783	15856	25639
14	19908	16500	36408
15	14803	7008	21811
16	9973	11432	21405
17	11641	13099	24740
18	11006	14692	25698
19	15982	10584	26566
20	5725	8772	14497
21	8383	12331	20714
22	6746	14332	21078
23	10694	13935	24629
Total Geral	238192	240348	478540

FREQUÊNCIA DE PAX POR HORA (JUN/19)



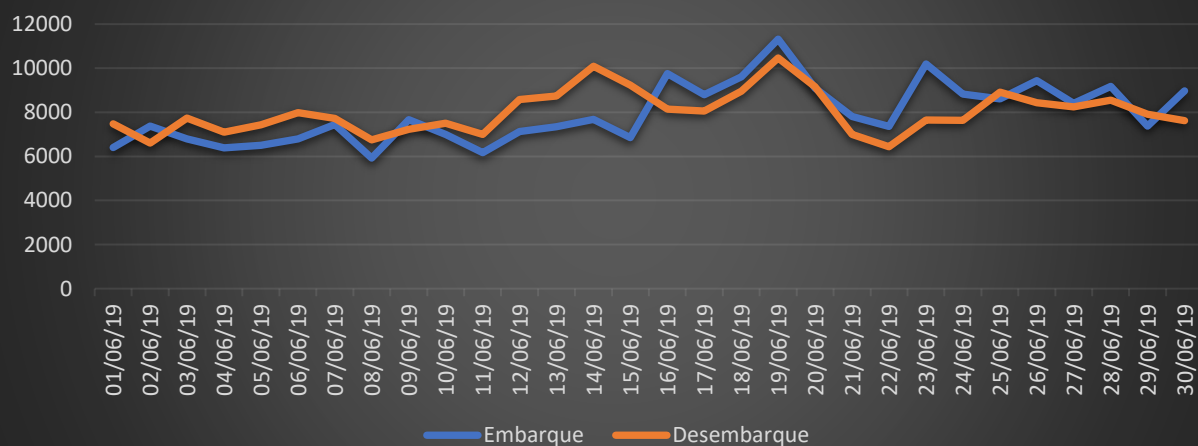
MOVIMENTO DE AERONAVES POR DIA (JUN/19)			
Dias	Decolagem	Pouso	Total Geral
01/06/19	82	87	169
02/06/19	74	72	146
03/06/19	82	87	169
04/06/19	89	88	177
05/06/19	93	89	182
06/06/19	80	83	163
07/06/19	96	98	194
08/06/19	73	79	152
09/06/19	74	69	143
10/06/19	86	84	170
11/06/19	80	82	162
12/06/19	91	92	183
13/06/19	100	92	192
14/06/19	117	116	233
15/06/19	79	90	169
16/06/19	83	82	165
17/06/19	84	81	165
18/06/19	104	110	214
19/06/19	122	105	227
20/06/19	95	104	199
21/06/19	81	72	153
22/06/19	71	75	146
23/06/19	89	94	183
24/06/19	86	87	173
25/06/19	83	85	168
26/06/19	98	93	191
27/06/19	99	104	203
28/06/19	119	113	232
29/06/19	79	89	168
30/06/19	100	96	196
Total Geral	2689	2698	5387



MOVIMENTO DE PAX POR DIA (JUN/19)

Dias	Embarque	Desembarque	Total Geral
01/06/19	6394	7483	13877
02/06/19	7375	6601	13976
03/06/19	6795	7744	14539
04/06/19	6389	7095	13484
05/06/19	6496	7434	13930
06/06/19	6791	7980	14771
07/06/19	7441	7718	15159
08/06/19	5923	6756	12679
09/06/19	7668	7232	14900
10/06/19	7001	7507	14508
11/06/19	6167	6991	13158
12/06/19	7126	8573	15699
13/06/19	7350	8745	16095
14/06/19	7673	10085	17758
15/06/19	6851	9240	16091
16/06/19	9757	8137	17894
17/06/19	8798	8055	16853
18/06/19	9606	8959	18565
19/06/19	11319	10464	21783
20/06/19	9106	9154	18260
21/06/19	7815	6990	14805
22/06/19	7359	6437	13796
23/06/19	10193	7651	17844
24/06/19	8825	7631	16456
25/06/19	8615	8913	17528
26/06/19	9442	8439	17881
27/06/19	8405	8247	16652
28/06/19	9172	8549	17721
29/06/19	7375	7918	15293
30/06/19	8965	7620	16585
Total Geral	238192	240348	478540

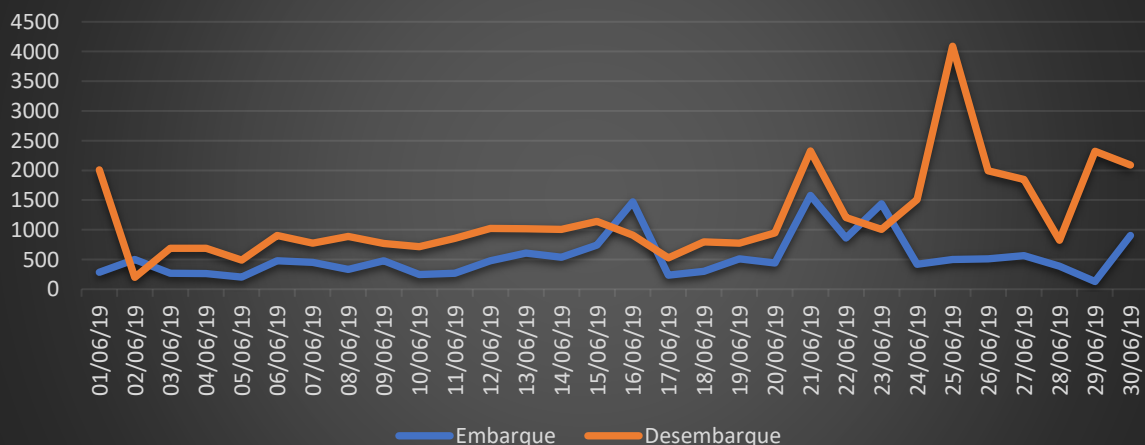
MOVIMENTO DE PAX POR DIA (JUN/19)



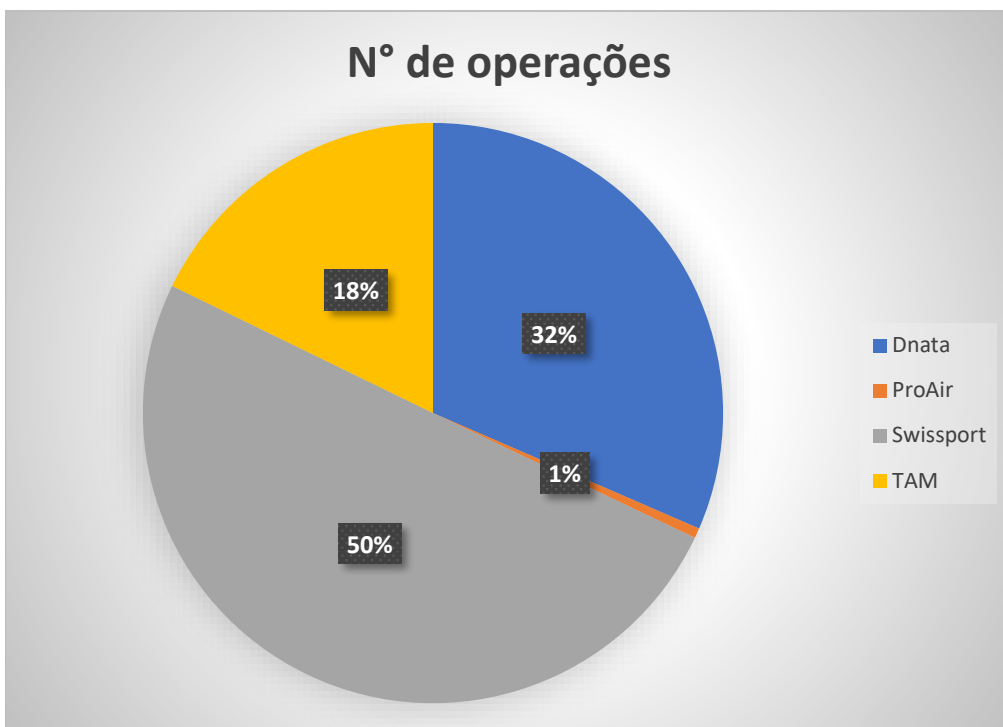
ATENDIMENTO DE PAX EM REMOTA (JUN/19)

Dia	Embarque	Desembarque	Total Geral
01/06/19	285	2011	2296
02/06/19	499	199	698
03/06/19	269	689	958
04/06/19	263	689	952
05/06/19	204	489	693
06/06/19	479	903	1382
07/06/19	453	775	1228
08/06/19	331	887	1218
09/06/19	479	767	1246
10/06/19	246	714	960
11/06/19	269	856	1125
12/06/19	476	1022	1498
13/06/19	610	1017	1627
14/06/19	539	1007	1546
15/06/19	741	1142	1883
16/06/19	1468	908	2376
17/06/19	236	525	761
18/06/19	303	795	1098
19/06/19	509	773	1282
20/06/19	441	948	1389
21/06/19	1578	2329	3907
22/06/19	862	1204	2066
23/06/19	1437	1007	2444
24/06/19	421	1506	1927
25/06/19	498	4089	4587
26/06/19	509	1992	2501
27/06/19	566	1849	2415
28/06/19	387	823	1210
29/06/19	129	2322	2451
30/06/19	903	2092	2995
Total Geral	16390	36329	52719

ATENDIMENTO DE PAX EM REMOTA (JUN/19)



Esata	N° de operações	%
Dnata	1698	32%
ProAir	30	1%
Swissport	2701	50%
TAM	958	18%
Total Geral	5387	100%





|

|